

Client:	
Order #:	
Project:	
Type:	



DESCRIPTION

The RFHB fixture from REVO Lighting is a compact and affordable LED high bay solution designed for warehouse and industrial applications. It features field-selectable lumen output and color temperatures, multiple mounting options, and is sensor-ready making it versatile and easy to customize for various lighting needs. With an efficacy of over 150 lumens per watt and a rated life of 134,000 hours, the RFHB ensures long-lasting, energy-efficient performance.

FEATURES

- Compact and light weight housing reduces installation time.
- Field selectable Lumen output and color temperatures reduces inventory and makes project materials easier to manage.
- Standard sensor ready port makes adding controls quick and easy in the field.
- Optical distribution options to put the light where its needed most.
- 134,000 hours to reach a 70% lumen maintenance ensures that this long lasting fixture will operate for years maintenance free.
- Optional Emergency Battery Backup Drivers

CONSTRUCTION & ELECTRICAL

- Stamped cold rolled steel housing with post production painting.
- Universal 120-277VAC 50/60 Hz standard Input voltage.
- 0-10V Dimming (10%-100%) driver standard.
- Multiple mounting options to suit your project's application.
- Wire Guards Available
- Power Factor > 0.9
- THD < 20%

PERFORMANCE DATA

CRI

80+

CCT

4000K or 5000K

Projected Lifetime

>134,000 Hours (L70)

>40,000 Hours (L90)

Lumen Output

Lumen Output Ranges from 11,700 to 60,000 Lumens

Operating Temperature

-40°C to 50°C Ambient

Warranty

5 year Standard

10 Year Extended

10 Year Extended with Labor

ORDERING INFORMATION

RFHB														
SERIES	SIZE	WATTAGE	CCT	OPTICAL DISTR.	VOLTAGE	DRIVER FEATURES	FINISH	CONTROLS	EMERG. BATT.	CORD PLUG	MOUNTING	WIRE GUARD	WARRANTY	TAA

FIXTURE SERIES	
RFHB	Affordable Compact LED High Bay
SIZE	
17	10 In x 17 In Nominal - (115WS, 135WS)
23	10 In x 23 In Nominal - (185WS, 200WS)
31	10 in x 31 In Nominal - (270WS)
44	10 In x 23 In Nominal - (185WS, 200WS)
WATTAGE*	
115WS	78W, 92W, 115W Select. (11,700 - 17,250 lm)
135WS	100W, 115W, 135W Select. (15,000 - 20,250 lm)
185WS	90W, 130W, 185W Select. (13,500 - 27,750 lm)
200WS	155W, 185W, 200W Select. (23,250 - 30,000 lm)
270WS	200W, 230W, 270W Select. (30,000 - 40,500 lm)
400WS	270W, 340W, 400W Select. (40,500 - 60,000 lm)
CCT	
CS	80+ CRI, 40K, 50K CCT Select.
OPTICAL DISTRIBUTION	
HBD	High Bay Distribution (Standard)
NAD	Narrow Aisle Distribution
WAD	Wide Area Distribution

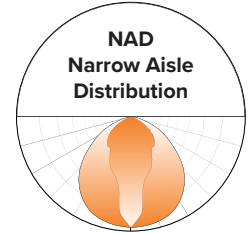
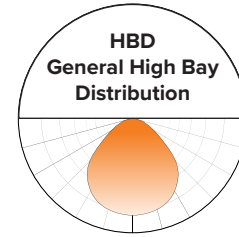
VOLTAGE	
UNV	Universal 120-277VAC
MHV	Universal Medium 120-347VAC
DRIVER FEATURES	
10V	0-10V Dimming
12A	12V Aux Power & 0-10V Dimming
FINISH	
WH	White Finish
CONTROLS	
SRP	Sensor Ready Plug'n'Play Port
MP	Motion PIR Occ. Plug'n'Play
MPBA	Motion PIR Occ. Plug'n'Play, Bluetooth App Control
EMERGENCY BATT. BACKUP	
EM15	15 Watt (1500 lm) 90 Min. Emerg. Batt.
EM20	20 Watt (3000lm) 90 Min. Emerg. Batt.
EM30	30 Watt (4000lm) 90 Min. Emerg. Batt.

CORD AND PLUGS	
C10	10 FT Black Power Cord, 3" ROJ, Stripped and Tinned
C6-515P	6 FT Black Power Cord with Standard 3 Prong Plug (120V)
C10-L715P	10 FT Black Power Cord Twist Lock L7-15 Plug (277VAC)
MOUNTING ACCESSORIES	
CMY10FT	Set of (2) 10 FT SS Mounting Cables with Y-Toggles
CMY15FT	Set of (2) 15 FT SS Mounting Cables with Y-Toggles
SMBK	Surface Mount Bracket Kit
PMBK	Pendant Mount Bracket Kit
WIRE GUARD	
WG	Wire Guard (Ships Separate)
WARRANTY	
-	5 Year Warranty (Standard)
10Y	10 Year Warranty
10YL	10 Year Warranty with Labor
TAA COMPLIANCE	
-	Standard product
TAA	Trade Agreement Act Compliant

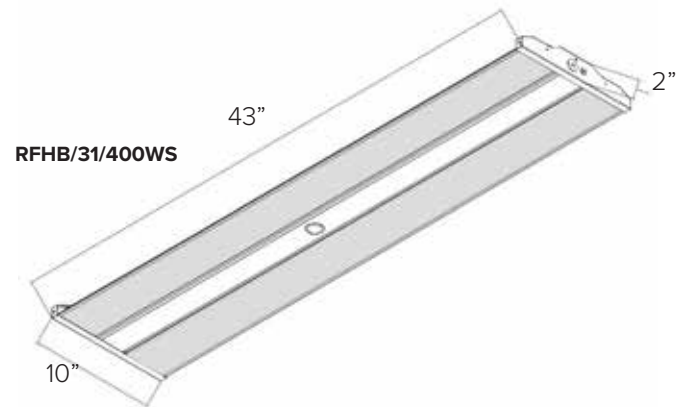
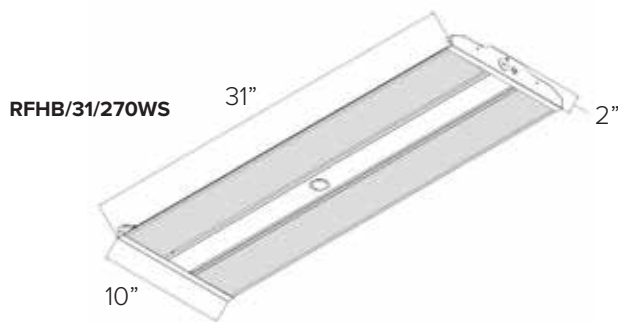
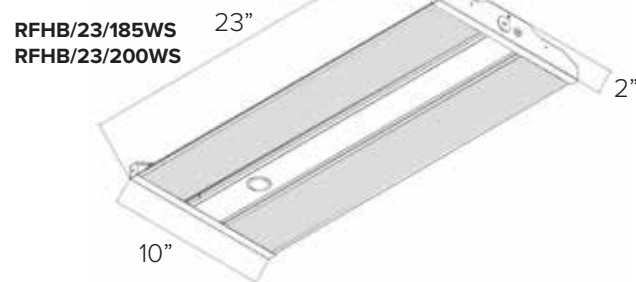
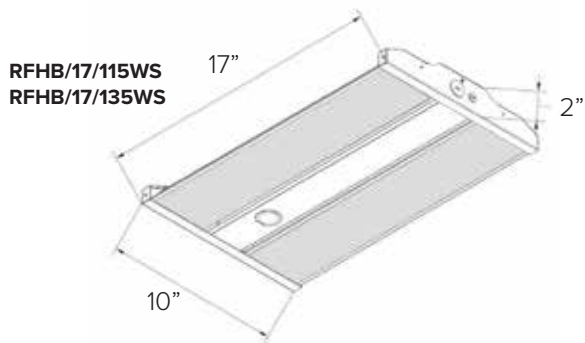
PHOTOMETRIC DATA

MODEL NUMBER	INPUT WATTAGES	LUMEN OUTPUTS*	EFFICACY
RFHB/17/115WS/CS/HB	78W / 92W / 115W	11,700 / 13,800 / 17,250	≥150 LPW
RFHB/17/135WS/CS/HBD	100W / 115W / 135W	15,000 / 17,250 / 20,250	≥150 LPW
RFHB/23/185WS/CS/HBD	90W / 130W / 185W	13,500 / 19,500 / 27,750	≥150 LPW
RFHB/23/200WS/CS/HBD	155W / 185W / 200W	23,250 / 27,750 / 30,000	≥150 LPW
RFHB/31/270WS/CS/HBD	200W / 230W / 270W	30,000 / 34,500 / 40,500	≥150 LPW
RFHB/43/400WS/CS/HBD	270W / 340W / 400W	40,500 / 51,000 / 60,000	≥150 LPW

*Lumen Outputs based on 4000K/5000K and HBD Distribution

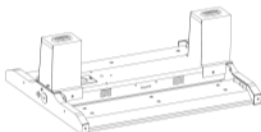


DIMENSIONS

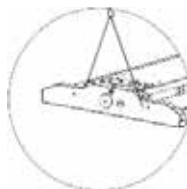


PHOTOMETRIC & WIRE GUARDS

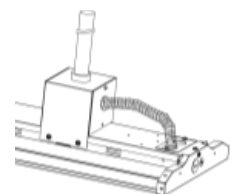
SMBK
Surface Mount
Bracket Kit
(Field Installed)



CMY10FT
10 FT Y-Toggle
Steel Cables
(Field Installed)



PMBK
Pendant Mount
Bracket Kit
(Field Installed)



WG
Wire Guard
(Field Installed)

