


Client:	
Order #:	
Project:	



DESCRIPTION

The SOLARA LED bulkhead Wallpack is a flexible lighting solutions offered in Round or Square housing and open, cutoff and grid face styles. With extremely high quality specifications and a sturdy die-cast aluminum housing, this wall pack is designed to deliver just the right amount of light for your application. The UV stabilized white opalescent translucent lens provides durability while eliminating undesirable LED hot spots. Suitable for mounting heights from 8 to 20 feet high, the SOLARA wall pack is a great option to meet the requirements of your outdoor lighting application.

FEATURES

- Three frame styles offering decorative aesthetic choices for your customers
- Round or Square Housing
- 3000K, 4000K, 5000K CCT Options
- Saves energy over traditional lighting sources like HID and compact fluorescent as well as reducing maintenance and the need to change burnt out lamps.
- Poly carbonate vandal resistant lens provides uniform lighting and exceptional durability

CONSTRUCTION & ELECTRICAL

- Die cast Aluminum Housing for exceptional thermal management
- UV Stabilized Bronze Powder Coat Finish
- RoHS Compliant with minimal Mercury.
- Nickel plated hardware and photocell ready.
- IP66 Wet Location rated
- Optional Title 20 Rated Cold Start Emer. Back up
- 0-10V standard
- Power Factor ≥ 0.9
- THD < 20%

PERFORMANCE DATA

CRI

70+

CCT

3000K, 4000K, 5000K

Projected Lifetime

>137,000 Hours (L70)

Dimming

0-10V Dimming Standard,
10% down to 100%

Operating Temperature

-20°C to 50°C Ambient

Warranty

5 year Standard
10 year Optional

ORDERING INFORMATION

SOLARA / _____ / _____ / _____ / _____ / _____ / _____ / _____ / _____ / _____ / _____ / _____ / _____

SERIES SHAPE WATTAGE CCT LENS STYLE VOLTAGE DRIVER FEATURES FINISH PHOTOCELL CONTROLS EMERG. BATT. BUY AMERICA WARRANTY

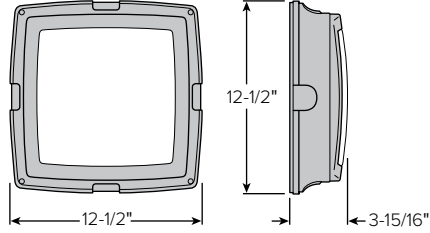
FIXTURE SERIES	
SOLARA	LED Bulk Head Wall Pack
SHAPE	
SQ	Square Style Housing
RND	Round Circular Style Housing
WATTAGE	
12W	12 Watts
17W	17 Watts
25W	25 Watts
CRI/CCT	
30	70+ CRI, 3000K CCT
40	70+ CRI, 4000K CCT
50	70+ CRI, 5000K CCT

LENS STYLE	
OF	Open Frame
CF	Cutoff Frame
GF	Grid Frame
VOLTAGE	
UNV	Universal 120-277VAC
UHV	Universal High 347-480VAC (17W, 25W)
DRIVER FEATURES	
10V	0-10V Dimming
FINISH	
BZ	Bronze Powder Coat Finish (Standard)
WH	White Powder Coat Finish (MOQ & Ext. Lead Times)
BL	Black Powder Coat Finish (MOQ & Ext. Lead Times)

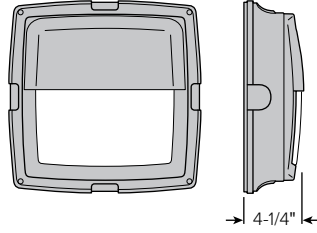
PHOTOCELL	
PC	120-277 VAC Photocell
CONTROLS	
MWI	Motion Sensor, Microwave Occ., Line Voltage, Internal Mount (8 - 19 FT MH)
MWID	Motion Sensor, Microwave Occ. with Dimming, Line Voltage, Internal Mount (8-40 FT MH)
EMERGENCY BATTERY BACKUP	
EM4	4W Emergency Battery Backup
EM10	10W Emergency Battery Backup (Cold Start -20°C)
BUY AMERICA	
BAA	Standard Production and Assembly
WARRANTY	
-	5 Year Warranty (Standard)
10Y	10 Year Warranty

DIMENSIONS

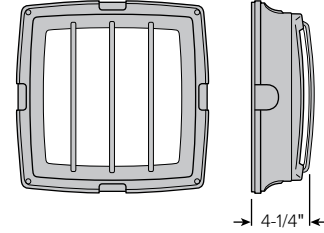
OPEN



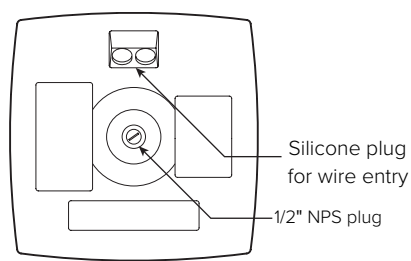
CUTOFF



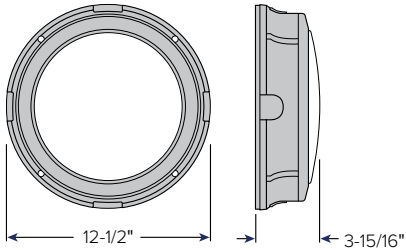
GRID



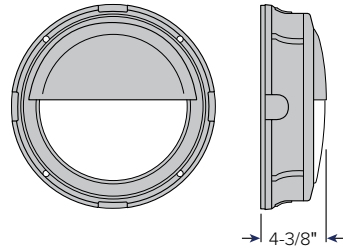
BACKVIEW



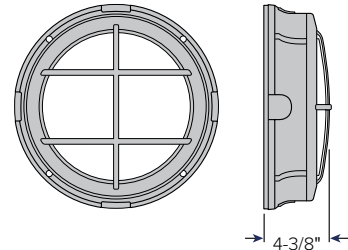
OPEN



CUTOFF



GRID



BACKVIEW

