

Client:	
Order #:	
Project:	
Type:	



DESCRIPTION

Slim wall pack is available in two sizes for a variety of applications including building perimeter, entrances, stairways and security lighting. RAWL series of luminaries provides a low-profile architectural style with the power of bright, energy efficient LEDs. It has a rugged aluminum construction with multi-mount capabilities. 0° to +90° tilt adjustments. For a building that has a modern or futuristic look.

FEATURES

- Adjustable LED wall pack used for a variety of applications including building perimeter, entrances, stairways, and security lighting.
- Scalable Lumen Packages from 3,500 to 11,200 Lumens and Tunable CCT can be changed to 3000K/4000K/5000K.
- Tempered UV coated flat lens provide outstanding performance, uniformity, and glare control.

CONSTRUCTION & ELECTRICAL

- Rugged aluminum construction with multi-mount capabilities. 0° to +90° tilt adjustments.
- Standard drivers feature electronic universal voltage (120-277 50/60Hz) operation.
- Optional 0-10V dimming and dimming range from 10%-100%.
- Greater than 0.9 power factor, less than 20% harmonic distortion, and is suitable for operation in -40°C to 40°C ambient environments.

PERFORMANCE DATA

CRI
70+

CCT
3000K, 4000K, 5000K

Projected Lifetime
>50,000 Hours (L70)

Dimming
0-10V Dimming Standard,
10% down to 100%

Operating Temperature
-40°C to 50°C Ambient

Warranty
5 year Standard
10 year Optional

ORDERING INFORMATION

RAWL / _____ / _____ / _____ / _____ / _____ / _____ / _____ / _____ / _____ / _____
 SERIES SIZE WATTAGE CCT VOLTAGE DRIVER FEATURES FINISH CONTROLS WARRANTY TAA

FIXTURE SERIES	
RAWL	Adjustable LED Wall Pack
SIZE	
7	7 Inch Nominal Width (40WS)
10	10 Inch Nominal Width (80WS)
WATTAGE*	
40WS	16W, 24W, 32W, 40W Select. (2,300lm - 5,500lm)
80WS	32W, 48W, 64W, 80W Select. (4,600lm - 11,100lm)
CCT	
CS	70+ CRI, 30K, 40K, 50K CCT Select.
VOLTAGE	

DRIVER FEATURES	
10V	0-10 V Dimming
ND	Non-Dimming
FINISH	
BZ	Bronze Powder Coat Finish (Standard)
BL	Black Powder Coat Finish (MOQ & Ext. Lead Times)
CU	Custom Powder Coat Finish (Contact Factory)
CONTROLS	
PC	120-277 VAC Photocell
WARRANTY	
-	5 Year Warranty (Standard)

TAA COMPLIANCE	
-	Standard product
TAA	Trade Agreement Act Compliant

PERFORMANCE DATA

RAWL 40WS								
SWITCHING SETTING	SYSTEM WATTS	CRI	3000K		4000K		5000K	
			LUMENS	LPW	LUMENS	LPW	LUMENS	LPW
100%	40W	70	5,300 lm	133 lm/W	5,600 lm	141 lm/W	5,500 lm	138 lm/W
80%	32W	70	4,300 lm	136 lm/W	4,600 lm	144 lm/W	4,500 lm	141 lm/W
60%	24W	70	3,300 lm	139 lm/W	3,500 lm	147 lm/W	3,400 lm	144 lm/W
40%	16W	70	2,300 lm	142 lm/W	2,400 lm	150 lm/W	2,300lm	147 lm/W

RAWL 80WS								
SWITCHING SETTING	SYSTEM WATTS	CRI	3000K		4000K		5000K	
			LUMENS	LPW	LUMENS	LPW	LUMENS	LPW
100%	80W	70	10,700 lm	134 lm/W	11,400 lm	142 lm/W	11,100 lm	139 lm/W
80%	64W	70	8,800 lm	137 lm/W	9,300 lm	145 lm/W	9,100 lm	142 lm/W
60%	48W	70	6,700 lm	140 lm/W	7,100 lm	148 lm/W	7,000 lm	145 lm/W
40%	32W	70	4,600 lm	143 lm/W	4,800lm	151 lm/W	4,700lm	148 lm/W

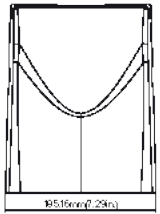


Head tilts to 90 degree

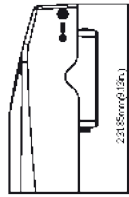
DIMENSIONS

unit: mm/inch

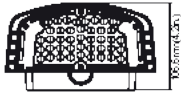
Small size: 40WS



115.16mm(4.53in.)



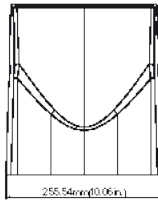
211.85mm(8.34in.)



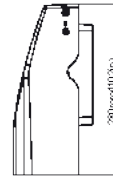
126.8mm(5.0in.)

Net Weight:
27W: 3.351lb
40W: 3.968lb

Medium size: 80WS



255.54mm(10.06in.)



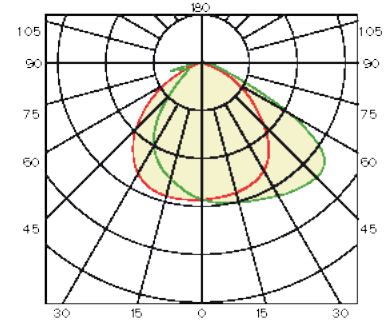
280mm(11.02in.)



123.8mm(4.91in.)

Net Weight:
67W: 7.319lb
80W: 7.804lb

PHOTOMETRICS



ACCESSORIES



Photocell
No RAWL

USE: Photocell is field installed or pre-installed in factory by requesting

Mounting

0° to +90° tilt adjustments.
To meet the needs of customers with different lighting angles.



Housing

Suitable for both indoor and outdoor application, also suitable for J-BOX mounting and surface mounting.



Photocell

Optional for photocell, and allows for security and energy saving.

Lens

Polycarbonate optical lens with UV stabilizers do not exhibit yellowing and deformation.