



Client:	
Order #:	
Project:	
Type:	



DESCRIPTION

The GRADA LED Garage Lighting fixture has a sleek and minimalist appearance with a modern look and feel. The fixture comes with standard switchable Uplight that will eliminate the “cave effect” so common in parking structures and garages. A wide distribution and boasting a high efficacy of up 165 Lumen per Watt for some configurations, the GRADA puts the light where you need it most, on the ground maintaining minimum safety lighting levels and increasing the fixture spacing.

FEATURES

- Selections:
 - Power x 4 - 100%, 75%, 50%, 30%
 - CCT x 3 - 3000K, 4000K, 5000K
 - Uplight - ON/OFF
- Standard switchable uplight module accounts for 5-10% of light output when in use.
- Optional photocell for Dusk to Dawn operation.
- Optional motion sensor for Hi/Lo Bi-level control to maximize energy savings while maintaining minimum light levels for security and safety. PIR or Microwave sensor tech available.
- Optional Emergency Battery Backup Driver for egress lighting.

CONSTRUCTION & ELECTRICAL

- Included removable mounting bracket makes installation quick and easy.
- Die cast Aluminum Housing for exceptional thermal management
- Vandal Resistance rating of IK08
- UV Stabilized White Powder Coat Finish
- RoHS Compliant with minimal Mercury.
- Standard 0-10V Dimming
- Standard 120-277VAC Input Voltage
- Power Factor ≥ 0.9
- THD ≤ 10%
- IP65 Rated

PERFORMANCE DATA

EFFICACY

150-165 Lumens per Watt (LPW)

CCT/CRI

30K, 40K or 50K, 70+ CRI

RATED LIFE

>91,000+ Hours (L80)
>153,000+ Hours (L70)

LUMEN OUTPUT

Lumen Output Ranges from 2,970 to 16,500 Lumens

OPERATING TEMPS

-40°C to +50°C Ambient
40°C Max with EM8

WARRANTY

5 year Standard
10 Year Extended
10 Year Extended with Labor

ORDERING INFORMATION

GRADA / _____ / _____ / _____ / _____ / _____ / _____ / _____ / _____ / _____ / _____ / _____ / _____ / _____ / _____

SERIES SIZE WATTAGE CCT VOLTAGE DRIVER FEATURES FINISH PHOTOCELL CONTROLS EMERG. BATT. ACCESS. WIRE GUARDS SHIELDING WARRANTY

FIXTURE SERIES	
GRADA	LED Round Surface Mount Canopy
SIZE	
11	11 inch Nominal Diameter
13	13 inch Nominal Diameter
WATTAGE	
60WS	18W, 30W, 45W, 60W Select. (2,340 - 9,900 lm) (11 In)
100WS	30W, 50W, 75W, 100W Select. (4,500 - 16,500 lm) (13 In)
CCT	
CS	70+ CRI, 30K, 40K, 50K CCT Select.
VOLTAGE	
UNV	Universal 120-277VAC

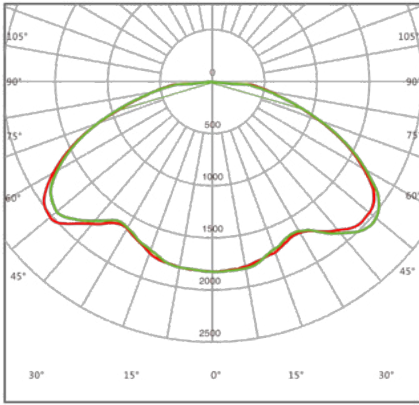
DRIVER FEATURES	
10V	0-10V Dimming
12A	12V Aux Power & 0-10V Dimming
FINISH	
WH	White Powder Coat Finish (Standard)
CU	Custom Color (Contact Factory)
PHOTOCELL	
PC	120-277 VAC Photocell
CONTROLS	
MWP	Motion Sensor, Microwave Occupancy
MP	Motion PIR Occupancy, Plug'n'Play
HD05R	Sensor Remote Control (Order Separately)

EMERGENCY BATT. BACKUP	
EM8	8 Watt (1500 lm) 90 Min. Emerg. Batt. (Remote Mount Only)
ACCESSORIES	
BSPK	Bird Spikes
WIRE GUARDS	
WG	Wire Guard (Ships Separate)
SHIELDING	
BLGS	Back Light Glare Shield (Ships Separate)
WARRANTY	
-	5 Year Warranty (Standard)
10Y	10 Year Warranty
10YL	10 Year Warranty with Labor

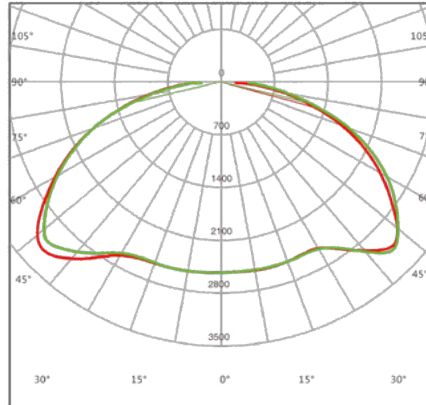


PHOTOMETRY

60WS Distribution



100WS Distribution



**SWITCHABLE
UPLIGHT MODULE**



CONTROLS



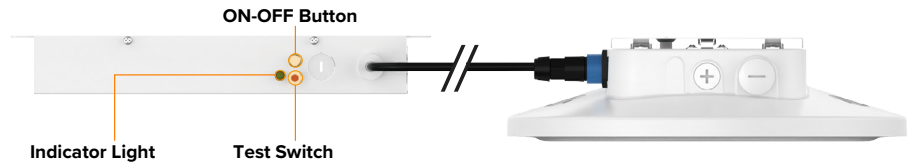
MWP
Motion Occupancy
Sensor Microwave
Plug'nPlay



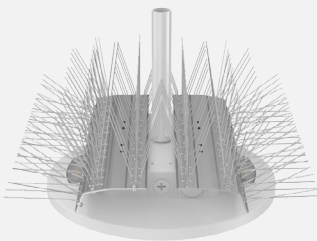
MP
Motion Occupancy
Sensor Passive
Infrared (PIR)
Plug'nPlay



EM8
8 Watt 90 Minute
Remote Mounted
Emergency Battery
Backup Driver



ACCESSORIES



BSPK
Bird Spikes



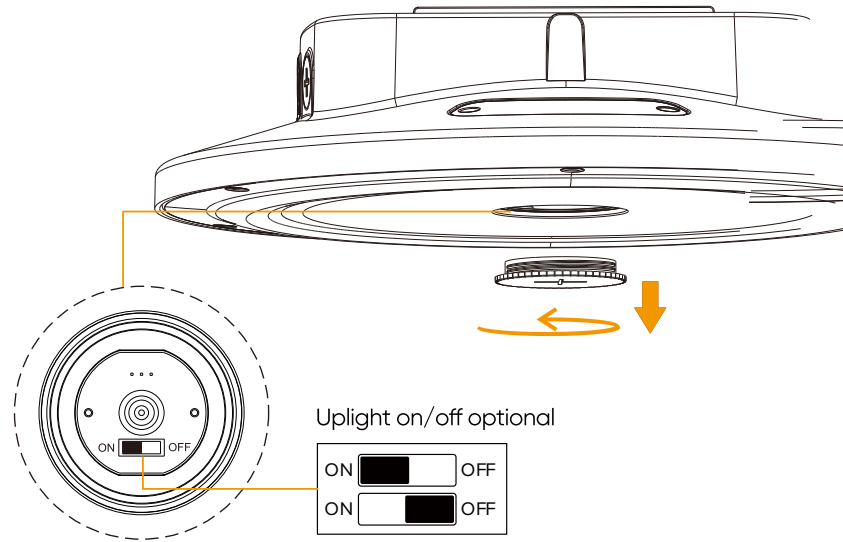
WG
Wire Guard



BLGS
Back Light Glare Shield

UP LIGHT MODULE

Grada has uplight as standard, which would reduce cave effect
The uplight flux accounts for 5%-10% of the total fixture light flux.



EMB AVAILABLE

External emergency battery is available, which would be connected through a quick connector, allowing the fixture to work 1.5 hrs when there is a blackout.



90 mins



8W

Indicator Light

Test Switch

On/Off Button

Bird Spike

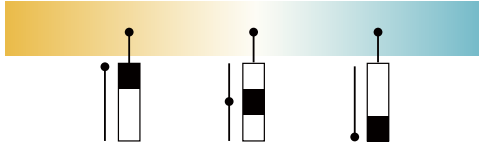
Wire Guard

House Side Shield

FIELD ADJUSTABLE

• 3 CCT Adjustable


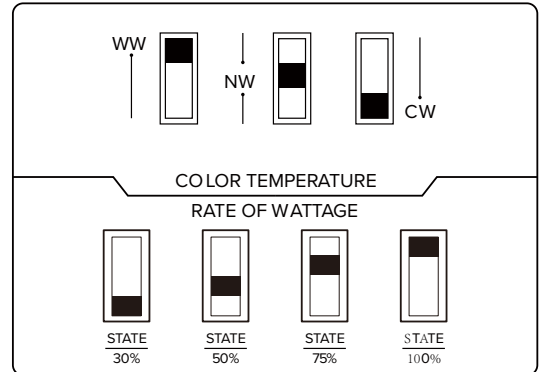
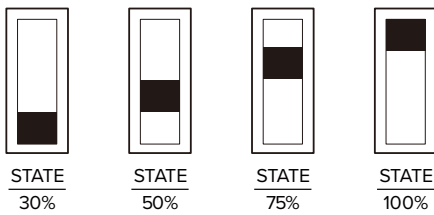
3000K, 4000K, 5000K adjustable



Power	100%	75%	50%	30%
25W	25W	19W	13W	7.5W
40W	40W	30W	20W	12W
60W	60W	45W	30W	18W
80W	80W	60W	40W	24W
100W	100W	75W	50W	30W

• 4 Wattage Adjustable

30%, 50%, 75%, 100% adjustable



MICROWAVE & PIR SENSOR

Plug-and-play Microwave and PIR sensor control make it more energy-saving based on 160lm/w and saves your electric bills.



Microwave Motion Sensor



PIR Sensor